



Air Pollution Control system

Wet Scrubber



Industrial Products



Wet Scrubber

Wet Scrubber is a cleaning polluted air by liquid and also as an “Absorber” The most common type are plate, Spray tower and pack tower. The function of these tower is to mist eliminate gaseous pollutants based on mass transfer operation. By using appropriate liquid, The Pollutant can be removed such as NaOH, to remove HCl or SO₂ to remove H₂S.

Materials can be chosen according to customer requirements. Available in PP / FRP / PVC / SUS / SS
Wet Scrubber Tower supplied By Revotech Engineering

- *Counter flow Scrubber*
- *Cross flow Scrubber*

For the Counter Flow Scrubber is upward while liquid stream is downward through the packing. According to the shape of the scrubber, it require less installation area but requires higher space.



For the Cross Flow Scrubber gas stream passes horizontally through the packing section while liquid stream is downwards. This type require more installation area but shooter space is needed.

Application

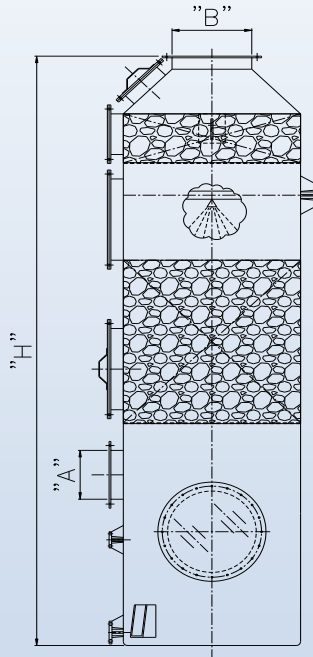
Industry, for example

- Chemical industry
- Electroplating industry
- Steel industry
- Food and pharmaceutical industries
- Paper industry
- Rubber glove Manufacturing Industries
- Petrochemical Industries



Counter Flow Scrubber

Specification Of Product

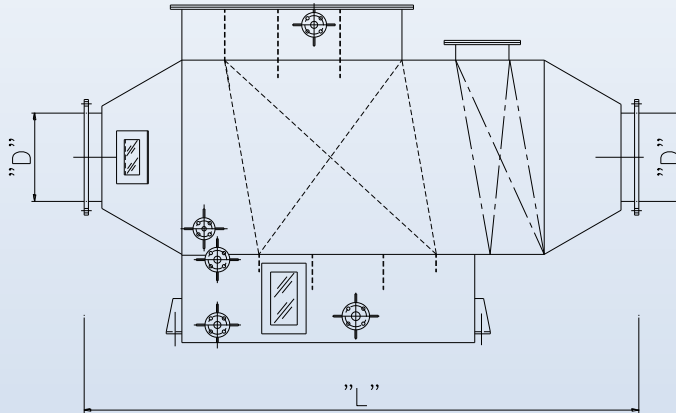


Model	Capacity	Water	Dimeter	Height	Inlet (A)	Outlet (B)
	(m ³ / min)	(l / min)	ID (m.m)	H (m.m)	(m.m)	(m.m)
RVWT - 300	8	65	300	2200	100	100
RVWT - 600	35	124	600	3500	300	300
RVWT - 800	60	150	800	3550	350	350
RVWT -1000	85	230	1000	3550	400	400
RVWT - 1200	130	340	1200	3550	250 x 800	600
RVWT - 1400	175	460	1400	3650	300 x 1000	650
RVWT - 1600	250	600	1600	3800	300 x 1500	750
RVWT - 1800	320	760	1800	4000	300 x 1500	800
RVWT - 2000	420	940	2000	4200	420 x 1650	900
RVWT - 2200	470	1260	2200	3200	450 x 1750	1000
RVWT - 2400	580	1400	2400	4400	450 x 1750	1100
RVWT - 2600	650	1600	2600	4400	500 x 2100	1100
RVWT - 2800	750	2200	2800	4500	200 x 2200	1200



Cross Flow Scrubber

Specification Of Product



Model	Capacity	Water	Width	Height	Length	Dimeter
	(m ³ / min)	(l / min)	W (m.m)	H (m.m)	L (m.m)	D (m.m)
RVWH - 850	8	65	850	1800	2850	400
RVWH - 1100	35	124	1100	2050	3200	550
RVWH - 1300	85	230	1300	2200	3250	650
RVWH - 1500	140	230	1500	2400	3450	750
RVWH - 1650	200	350	1650	2750	3620	800
RVWH - 1800	250	600	1800	2750	3750	900
RVWH - 2000	320	760	2000	3000	3800	1000
RVWH - 2100	420	940	2100	3100	3850	1100
RVWH - 2250	470	1260	2250	3200	4200	1100
RVWH - 2350	580	1400	2350	3450	4750	1200



Wet Scrubber

Accessories For Service Scrubber System



Centrifugal Blower



Ducting & Fitting



Hood & Fitting



Packing Media



Spray Nozzle



Packing Support



Electrical Control System



PP Ducting




PP Tank



Wet Scrubber


REFERANCE PROJECT






Wet Scrubber

REFERANCE PROJECT





REVOTECH ENGINEERING CO.,LTD.

Address :

69 /161 Moo 3 khok Krabue
Mueang, Samutsakon 74000
Thailand

Contact :

Hotline : +66(0) 85-138-5858, +66(0)99-435-3883

Phone : +66(0) 34-410-981 /Fax: +66(0) 34-410-981

E-Mail : revotechengineering@hotmail.com

www.revotechengineering.com